


ROMGAZ

2025 S.N.G.N. ROMGAZ S.A. RISK PROFILE



March 2025

ROMGAZ Risk Management



2025 - ROMGAZ RISK PROFILE

ROMGAZ Risk Management

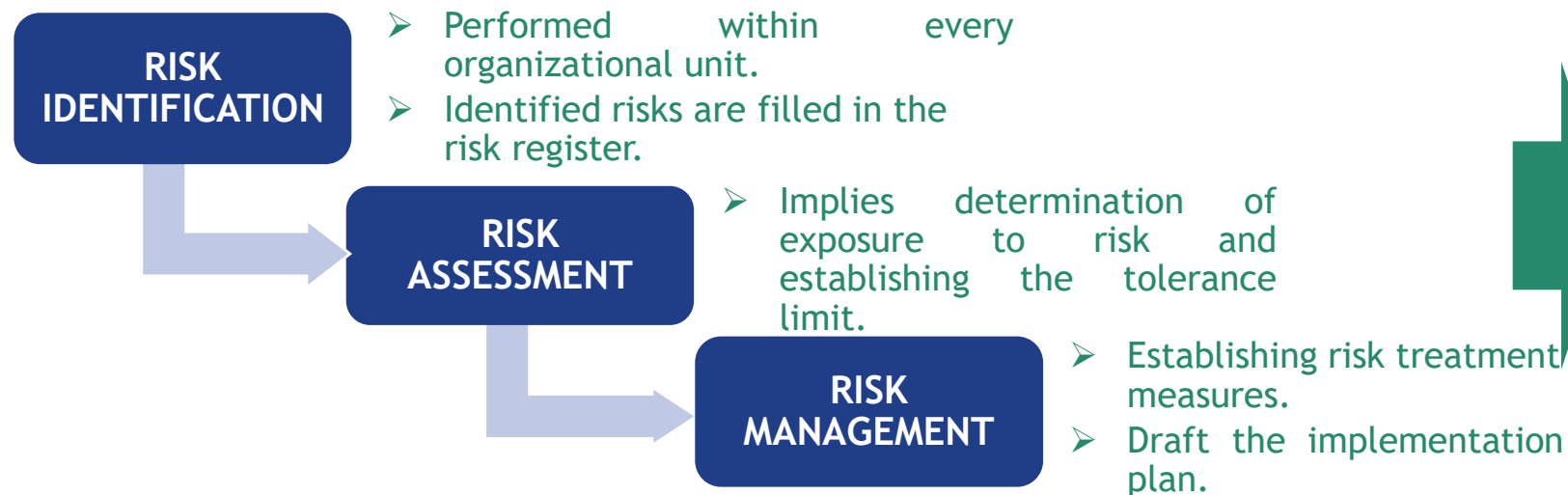
LEGAL FRAMEWORK:

- ❖ GEO No.109/2011 on corporate governance of public companies, approved by Law No.111/2016;
- ❖ GO No.119/1999 on the internal/management control and preventive financial control, republished, as subsequently amended and supplemented;
- ❖ Order of the General Secretariat of the Government (GSG) No. 600/2018 on the approval of the Management Internal Control Code of public enterprises;
- ❖ Risk management methodology, prepared by GSG;
- ❖ Implementation Manual of the Managerial Internal Control System, prepared by GSG.



ROMGAZ HAS THE OBLIGATION TO IMPLEMENT AND DEVELOP THE INTERNAL MANAGEMENT CONTROL SYSTEM, INCLUDING AN EFFICIENT RISK MANAGEMENT SYSTEM

Working method:



RISK ASSESSMENT IS PERFORMED BY CONSIDERING TWO KEY PARAMETERS, WITH A MEASUREMENT SCALE: MATERIALIZATION PROBABILITY AND IMPACT, NAMELY THE EFFECT AND CONSEQUENCES OF RISK MATERIALIZATION.

2025 - ROMGAZ RISK PROFILE

Risk management activity in ROMGAZ

REMARKS:

- ✓ The risk management activity is carried out in close correlation with the implementation process of objectives set within the company, the achievement of which could be affected by materialization of risks.
- ✓ Risk management covers all areas of ROMGAZ activity and requires participation of employees in identifying risks in their activity area that could negatively impact the achievement of objectives and the timely implementation of required measures to prevent them. Risks are identified, assessed and managed at each organizational unit.
- ✓ Risk management is carried out annually, using risk management tools such as: Risk Register, Significant Risk Register, Implementation Plan of Control Measures, Report on implementation status of control measures, Risk Profile.
- ✓ Risks exceeding the tolerance limit approved by the Monitoring Committee of the Internal Management Control System (MC) are escalated and recorded in the Significant Risk Register. These significant risks are analyzed by the MC which proposes a response strategy in the Implementation Plan of control measures for significant risks.
- ✓ Reporting on the risk management process is carried out at least annually on two levels: within organizational units, by drawing up the Risk Tracking Sheet and within ROMGAZ by drawing up the Report on implementation status of control measures.

Risk Profile



2025 - ROMGAZ Risk Profile

PROBABILITY - IMPACT MATRIX

The risk profile provides an overview of the company from a risk perspective, including a general, documented and prioritized assessment of the range of risks facing the company.

The risk profile, graphically represented below through the probability-impact matrix, results from grouping the identified and assessed risks that were ranked against the approved risk tolerance limit.

Probability - Impact Matrix						No. of Risks
<i>Very high (5)</i>	IMPACT	25	2	-	-	-
<i>High (4)</i>		100	61	59	3	1
<i>Medium (3)</i>		144	262	207	7	-
<i>Low (2)</i>		202	722	114	71	1
<i>Very low (1)</i>		387	120	31	18	-
		PROBABILITY				
		<i>Very low (1)</i>	<i>Low (2)</i>	<i>Medium (3)</i>	<i>High (4)</i>	<i>Very high (5)</i>

2025 - ROMGAZ RISK PROFILE

RISK PROFILE ANALYSIS

Following conclusions may be drawn from the probability - impact matrix analysis:

SIGNIFICANT RISKS:

- There are 4 significant risks (marked red in the matrix), above the approved tolerance limit (bold black line in the matrix) representing 0.16% of the total 2537 identified risks. The low weight of such risk is a positive aspect for the company and reflects the prudent and rigorous manner in performing activities;
- Urgent treatment measures are required to be taken for significant risks.

2. LOW TOLERANCE RISKS:

- There are 276 low tolerance risks (marked orange in the matrix), below the approved tolerance limit, representing 10.88% of the total identified risks, with a decreasing trend as compared to the previous year;
- Require short-term control measures to prevent migration to significant risks.

3. HIGH TOLERANCE RISKS:

- There are 533 high tolerance risks (marked yellow), representing 21.01% of the total 2537 risks;
- Require medium/long term control measures.

4. TOLERABLE RISKS:

- There are 1724 (marked green), representing 67.95% of the total 2537 risks;
- These risks do not require control measures.

Global Risks



2025 - ROMGAZ RISK PROFILE

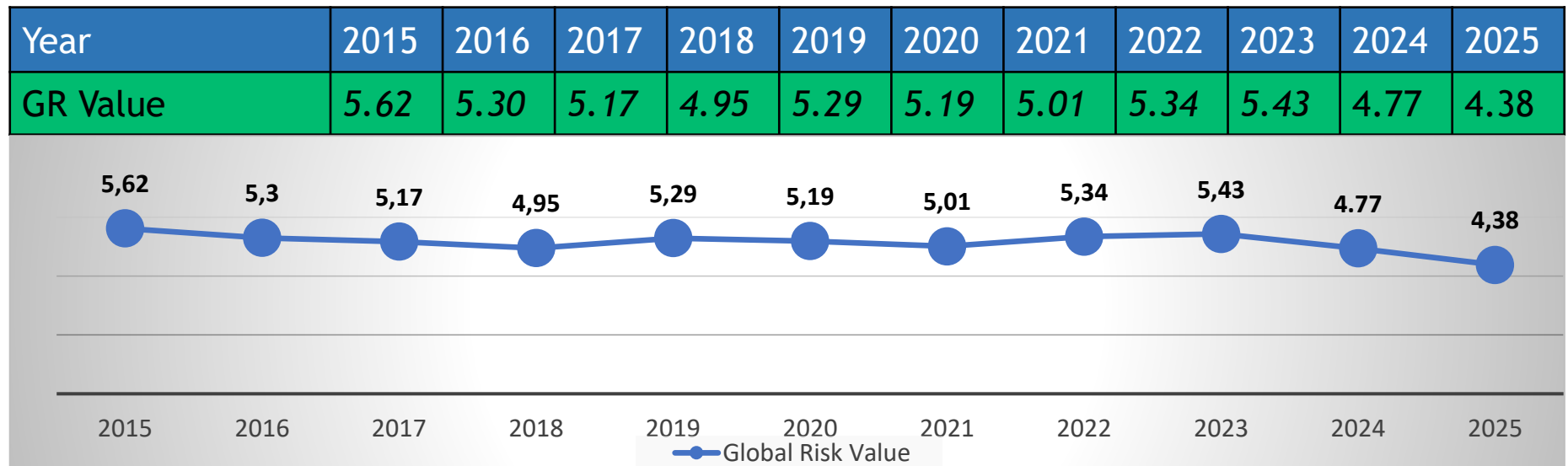
Global Risk

GLOBAL RISK VALUE

- is determined as weighted average of risk exposure values.
- Lies between 1, representing the minimum exposure calculated as product between probability and impact (1x1), and 25, representing the maximum exposure calculated as product between probability and impact (5x5).

$$GR_{2025} = \frac{387 \times 1 + 322 \times 2 + 175 \times 3 + 840 \times 4 + 25 \times 5 + 376 \times 6 + 132 \times 8 + 207 \times 9 + 3 \times 10 + 66 \times 12 + 0 \times 15 + 3 \times 16 + 1 \times 20 + 0 \times 25}{2537}$$

Company Global Risk Evolution 2014 - 2024



$GR_{2025} = 4.38$

2025 - ROMGAZ RISK PROFILE

Global Risk

GLOBAL RISK ANALYSIS - Company's Global Risk decreased as compared to the previous year.

Main reasons leading to a lower value of the 2025 Global Risk ($GR_{2025}=4.38$) are as follows:

- Decrease in weight of 2025 significant risks compared to the previous year (0.16% compared to 0.2%);
- Decrease in weight of 2025 low tolerance risks compared to the previous year (10.88% compared to 14.16%);
- Decrease in weight of 2025 high tolerance risks compared to the previous year (21.01% compared to 22.82%);
- Increase of 2025 tolerable risks weight compared to the previous year (67.95% compared to 62.82%);
- Increase of total risks to 2537 in 2025 as compared to 2055 in 2024, due to an increased number of organizational units that identified risks related to objectives/activities, namely 463 in 2025 compared to 407 in 2024;
- Guidance and awareness actions related to the importance of risk management in the company's economy.

CONCLUSIONS:

Ongoing information and awareness actions, as part of the continuous improvement process, together with setting SMART objectives and allocation of appropriate resources to implement risk control measures may lead to an efficient risk management at ROMGAZ, and may increase the usefulness of information on risk management in decision making, with the aim of achieving the objectives/activities in terms of economy, efficiency and effectiveness.

A decorative graphic consisting of overlapping, semi-transparent blue waves that flow from the right side of the page towards the center. The waves vary in height and opacity, creating a sense of movement and depth. The background is a solid dark blue, and the top half of the page is white.

ROMGAZ

Objectives and Risks Management Office